

Arts and Cultural Production Satellite Account (ACPSA)

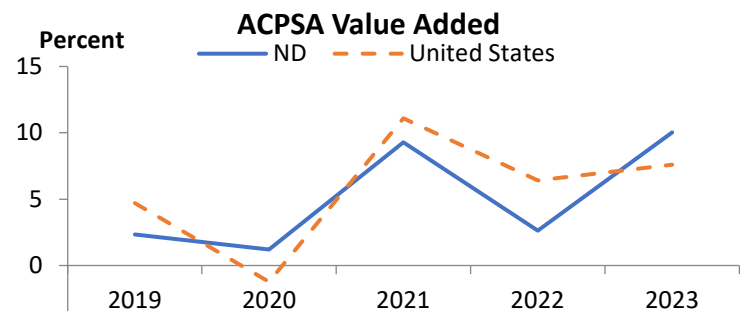


North Dakota—2023

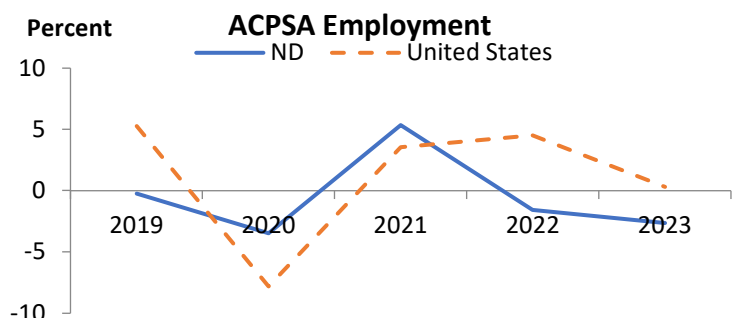
ACPSA value added	Share of state value added	ACPSA employment	Share of state employment	ACPSA compensation	Share of state compensation
\$1.8 billion	2.3%	14,852 jobs	3.2%	\$0.9 billion	2.6%
			Value added (thousands of dollars)	Employment (jobs)	Compensation (thousands of dollars)
All industries			76,043,317	457,351	34,663,534
ACPSA industries			1,765,420	14,852	903,335
Top 5 ACPSA industries by value added					
Government			531,869	7,799	399,567
Broadcasting			270,230	D	D
Retail industries			204,575	1,452	53,559
Publishing			199,038	565	87,000
Construction			73,354	481	41,576
Core arts and cultural industries			233,567	1,813	110,483
Top 5 core arts and cultural industries					
Advertising			52,767	D	D
Architectural services			47,410	276	25,857
Promoters of performing arts and similar events			37,875	202	16,634
Independent artists, writers, and performers			25,504	227	7,666
Photography and photofinishing services			18,436	93	4,837

Trends in arts and cultural production: 2022—2023

In 2023, North Dakota ranked 44th among all states in ACPSA value added and 15th among all states in ACPSA value added growth. Since 2022, ACPSA value added has grown 10 percent in North Dakota, compared with an increase of 7.6 percent for the United States.



In 2023, North Dakota ranked 46th among all states in ACPSA employment and 37th among all states in ACPSA employment growth. Since 2022, ACPSA employment has decreased 2.7 percent in North Dakota, compared with an increase of 0.3 percent for the United States.

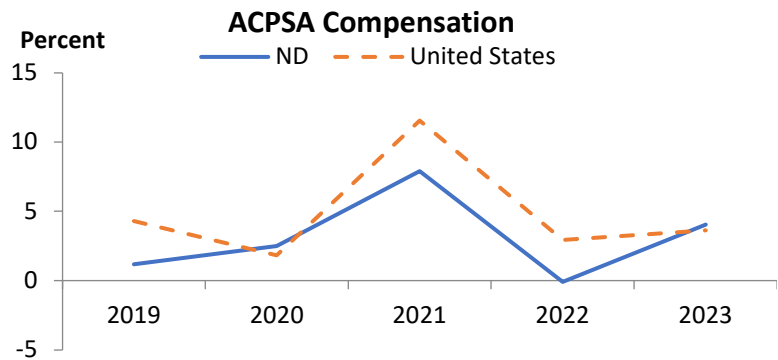


Note. BEA's ACPSA statistics are supported by funding from the National Endowment for the Arts.

Arts and Cultural Production Satellite Account (ACPSA)

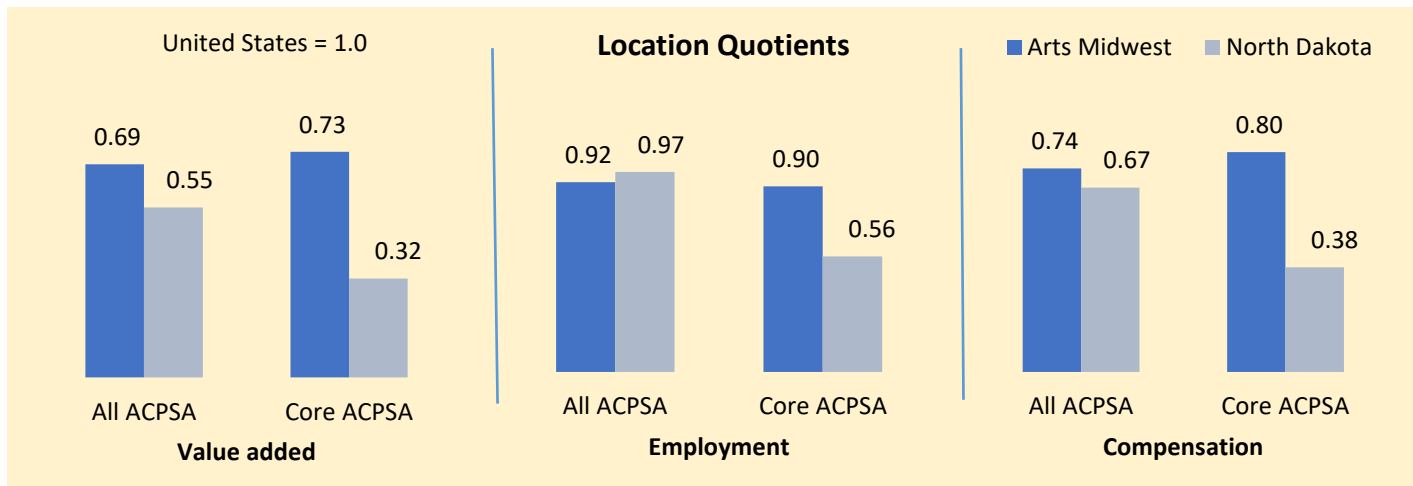


In 2023, North Dakota ranked 48th among all states in ACPSA compensation and 27th among all states in ACPSA compensation growth. Since 2022, ACPSA compensation has grown 4 percent in North Dakota, compared with an increase of 3.6 percent for the United States. Average compensation per wage-and-salary job in North Dakota's ACPSA industries was \$60,822 in 2023, compared with \$75,792 for all salaried jobs in the state.



Location quotients (LQ)

- In 2023, North Dakota ACPSA value added was 45 percent below the national average. By comparison, the LQ for ACPSA value added in all states belonging to the U.S. Regional Arts Organization Arts Midwest (of which North Dakota is a member) was 0.69, or 31 percent below the national average.
- As for employment in 2023, North Dakota and Arts Midwest had an LQ of 0.97 and 0.92 respectively.
- And for compensation in 2023, North Dakota and Arts Midwest had an LQ of 0.67 and 0.74 respectively.



ACPSA value added consists of the gross output of an industry less its intermediate inputs; the contribution of an industry to gross domestic product.

ACPSA employment consists of all wage-and-salary jobs in which the workers are engaged in the production of ACPSA goods and services.

ACPSA compensation consists of the remuneration (including wages and salaries as well as benefits, such as employer contributions to pension and health funds) payable to employees in return for their ACPSA work during a given year.

“Core” ACPSA industries are originators of ideas and content associated with the creation of arts and culture. “Supporting” industries produce and disseminate arts and cultural commodities.

Location quotients measure an industry’s regional concentration of value added, employment, or compensation relative to the U.S. industry’s share. For example, an employment LQ of 1.2 indicates that state’s employment in the industry is 20 percent greater than the industry’s national employment share. An employment LQ of 0.8 indicates that state’s employment in the industry is 20 percent below the industry’s national employment share.

Arts regions, for the purpose of this brief, are defined by the geography groupings for the six U.S. Regional Arts Organizations (RAOs). RAOs are nonprofit organizations that partner with their constituent state arts agencies and with the National Endowment for the Arts on planning and program delivery.

The Arts Midwest RAO contains the states (IL, IN, IA, MI, MN, ND, OH, SD, WI).

Please contact ArtsandCulture@bea.gov with any questions.